

PERFORMANCE INDICATOR - December 31, 2019

Department: State Universities and Colleges (SUCs)
 Agency: Carlos C. Hilado Memorial State College
 Organization Code: 08 060 0000000


Particulars	UACS CODE	Physical Target (Budget Year)					Physical Accomplishment (Budget Year)					Variance	Remarks
		1st Quarter	2nd Quarter	3rd Quarter	4th Quarter	Total	1st Quarter	2nd Quarter	3rd Quarter	4th Quarter	Total		
1	2	3	4	5	6	7	8	9	10	11	12	13	14
HIGHER EDUCATION PROGRAM	31010000000000												
OO: Relevant and quality tertiary education ensured to													
Outcome Indicators													
1. Percentage of first-time licensure exam-takers that pass the licensure exams					56%		55.56% (50/90)	14.29% (2/14)	54.67% (432/688)	47.96% (140/292)	58.65% (624/1064)	2.65%	
2. Percentage of graduates (2 years prior) that are employed		8.75%	8.75%	8.75%	8.75%		11.44% (274/2395)	9.56% (729/2395)	14.78% (354/2395)	5.97% (143/2395)	41.75% (1000/2395)	6.75%	
Output Indicators													
1. Percentage of undergraduate student population enrolled in CHED-identified and RDC-identified priority programs			56%					69.90% (6650/9514)			69.30% (6650/9514)	13.90%	
2. Percentage of undergraduate programs with accreditation								100%			100%	0	
RESEARCH PROGRAM	32020000000000												
OO: Higher education research improved to promote													
Outcome Indicator													
1. Number of research outputs in the last three years utilized by the industry or by other beneficiaries		4	4	3	3		2	2	11	0	15	1	
Output Indicators													
1. Number of research outputs completed within the year		20	20	19	19		46	9	33	0	88	10	
2. Percentage of research outputs presented in national, regional, and international forums within the year					45%		7.10% (13/183)	12.50% (24/192)	21.82% (48/220)	13.78% (31/225)	51.56% (116/225)	6.56%	
TECHNICAL ADVISORY EXTENSION PROGRAM	33010000000000												
OO: Community engagement increased													
Outcome Indicator													
1. Number of active partnerships with LGUs, industries, NGOs, NGAs, SMEs, and other stakeholders as a result of extension activities		6	3	5	1		11	3	7	2	23	8	

Output Indicators			629	240								
1. Number of trainees weighted by the length of training	740	241					1202	233	1152	390	2917	1127
2. Number of extension programs organized and supported consistent with the SUC's mandated and priority programs	6	2	8	2			15	5	7	3	30	14
3. Percentage of beneficiaries who rate the training course/s and advisory services as satisfactory or higher in terms of quality and relevance	31.95%	10.43%	27.19%	10.43%			98.35% (1072/1079)	100% (233/233)	100% (633/633)	100% (260/260)	98.71% (2398/2428)	19.71%


This report was generated using the Unified Reporting System on 28/01/2020 16:01

Page 1 of

Prepared By:


 MARQUEZ JUN-JUN JAYME
 Planning Officer
 Date: 1/29/20 10:43 AM

In coordination with:



 Date:

Approved By:


 SOROLORENATO MAGNIFICO


 Date: 1/28/20 2:32 PM


PERFORMANCE INDICATOR - September 30, 2019


Department: State Universities and Colleges (SUCs)
 Agency: Carlos C. Hilado Memorial State College
 Organization Code: 08 060 000000

Particulars	UACS CODE	Physical Target (Budget Year)					Physical Accomplishment (Budget Year)					Variance	Remarks
		1st Quarter	2nd Quarter	3rd Quarter	4th Quarter	Total	1st Quarter	2nd Quarter	3rd Quarter	4th Quarter	Total		
1	2	3	4	5	6	7	8	9	10	11	12	13	14
HIGHER EDUCATION PROGRAM	31010000000000												
OO: Relevant and quality tertiary education ensured to													
Outcome Indicators													
1. Percentage of first-tern licensure exam-takers that pass the licensure exams					56%		51.58% (5060)	14.29% (214)	16.1% (668)		50% (52104)	-4.00%	
2. Percentage of graduates (2 years prior) that are employed		8.75%	8.75%	8.75%	8.75%		11.44% (234236)	9.58% (229235)	14.76% (304235)		25.79% (557235)	0.75%	
Output Indicators													
1. Percentage of undergraduate student population enrolled in CHED-identified and RDC-identified priority programs			50%					99.30% (6630514)			89.97% (6830514)	13.60%	
2. Percentage of undergraduate programs with accreditation								100%			100%	0	
RESEARCH PROGRAM	32020000000000												
OO: Higher education research improved to promote													
Outcome Indicator													
1. Number of research outputs in the last three years utilized by the industry or by other beneficiaries		4	4	3	3		2	2	11		15	1	
Output Indicators													
1. Number of research outputs completed within the year		20	20	19	19		48	9	36		93	15	
2. Percentage of research outputs presented in national, regional, and international forums within the year					45%		7.10% (13153)	12.50% (24182)	21.80% (46720)		39% (89220)	6%	
TECHNICAL ADVISORY EXTENSION PROGRAM	33010000000000												
OO: Community engagement increased													
Outcome Indicator													
1. Number of active partnerships with LGUs, industries, NGOs, NQAs, SMEs, and other stakeholders as a result of extension activities		8	3	5	1		11	3	7		21	5	
Output Indicators													
1. Number of trainees weighed by the		740	241	629	240		1202	233	1152		2587	737	

length of training														
2. Number of extension programs organized and supported consistent with the SLAC's mandated and priority programs		6	2	5	2		15	5	7		27	11		
3. Percentage of beneficiaries who rate the training courses and advisory services as satisfactory or higher in terms of quality and relevance		31.96%	10.43%	27.19%	10.43%		77.23% (1072/1388)	100% (253/253)	100% (819/819)		95.70% (2130/2225)	19.2%		The denominator reflected on EAR 1 during the 1st, 2nd & 3rd quarters were based on the total target for 2018, when supposedly the denominator should have been the actual number of beneficiaries for the said quarters.

Prepared By:

 MARKO J. JARAMA
 Planning Officer
 Date: 12/20/2019

In coordination with:

 DERAJA ANTONIO LAYAG
 Vice President for Administration and Finance
 Date: 12/20/2019

Approved By:

 DERAJA ANTONIO LAYAG
 Vice President
 Date: 12/20/2019

PERFORMANCE INDICATOR - June 30, 2019

Department: State Universities and Colleges (SUCs)
 Agency: Carlos C. Hilado Memorial State College
 Organization Code: 08 060 0000000


Particulars	UACS CODE	Physical Target (Budget Year)					Physical Accomplishment (Budget Year)					Variance	Remarks
		1st Quarter	2nd Quarter	3rd Quarter	4th Quarter	Total	1st Quarter	2nd Quarter	3rd Quarter	4th Quarter	Total		
1	2	3	4	5	6	7	8	9	10	11	12	13	14
HIGHER EDUCATION PROGRAM	31010000000000												
OO : Relevant and quality tertiary education ensured to													
Outcome Indicators													
1. Percentage of first-time licensure exam-takers that pass the licensure exams					56%		55.56% (50/90)	14.29% (2/14)			50% (52/104)	-6.00%	
2. Percentage of graduates (2 years prior) that are employed		8.75%	8.75%	8.75%	8.75%		11.44% (274/2395)	9.56% (229/2395)			21% (502/2395)	-14.00%	
Output Indicators													
1. Percentage of undergraduate student population enrolled in CHED-identified and RDC-identified priority programs			56%					66.90% (6550/9514)			69.80% (6650/9514)	13.90%	
2. Percentage of undergraduate programs with accreditation								100%			100%	0	
RESEARCH PROGRAM	32020000000000												
OO : Higher education research improved to promote													
Outcome Indicator													
1. Number of research outputs in the last three years utilized by the industry or by other beneficiaries		4	4	3	3		2	2			4	-10	
Output Indicators													
1. Number of research outputs completed within the year		20	20	19	19		46	9			55	-23	
2. Percentage of research outputs presented in national, regional, and international forums within the year					46%		7.10% (13/183)	12.50% (24/192)			19.27% (37/192)	-25.73%	
TECHNICAL ADVISORY EXTENSION PROGRAM	33010000000000												
OO : Community engagement increased													
Outcome Indicator													
1. Number of active partnerships with LGUs, industries, NGOs, NGAs, SMEs, and other stakeholders as a result of extension activities		8	3	5	1		11	3			14	-1	
Output Indicators													
1. Number of trainees weighted by the length of training		740	241				1202	233			1435	-415	
2. Number of extension programs organized and supported consistent with the SUC's mandated and priority programs		6	2	6	2		15	5			20	4	
3. Percentage of beneficiaries who rate the training course/s and advisory services as satisfactory or higher in terms of quality and relevance		31.85%	10.43%	27.16%	10.43%		77.23% (1072/1388)	16.79% (233/1388)			94.02% (1305/1388)	14.02%	

Certified Correct:

MARQUEZ JUN-JUN JAYME


Planning Officer

Date: 7/28/19 2:51 PM




Recommending Approval:

Date:



Approved By:

Date:



JUL 30 2019




PERFORMANCE INDICATOR - June 30, 2019


Department: State Universities and Colleges (SUCs)
 Agency: Carlos C. Hilado Memorial State College
 Organization Code: 08 060 0000000

Particulars	UACS CODE	Physical Target (Budget Year)					Physical Accomplishment (Budget Year)					Variance	Remarks
		1st Quarter	2nd Quarter	3rd Quarter	4th Quarter	Total	1st Quarter	2nd Quarter	3rd Quarter	4th Quarter	Total		
1	2	3	4	5	6	7	8	9	10	11	12	13	14
HIGHER EDUCATION PROGRAM	31010000000000												
OO : Relevant and quality tertiary education ensured to													
Outcome Indicators													
1. Percentage of first-time licensure exam-takers that pass the licensure exam					56%		55.56% (50/90)	14.29% (2/14)			50% (52/104)	-6.00%	
2. Percentage of graduates (2 years prior) that are employed		8.75%	8.75%	8.75%	8.75%		11.44% (274/2395)	9.56% (229/2395)			21% (503/2386)	-14.00%	
Output Indicators													
1. Percentage of undergraduate student population enrolled in CHED-identified and RDC-identified priority programs			56%					69.90% (6650/9514)			69.90% (6650/9514)	13.90%	
2. Percentage of undergraduate programs with accreditation								100%			100%	0	
RESEARCH PROGRAM	32020000000000												
OO : Higher education research improved to promote													
Outcome Indicator													
1. Number of research outputs in the last three years utilized by the industry or by other beneficiaries		4	4	3	3		2	2			4	-10	
Output Indicators													
1. Number of research outputs completed within the year		20	20	19	19		46	9			55	-23	
2. Percentage of research outputs presented in national, regional, and international forums within the year					46%		7.10% (13/183)	12.50% (24/192)			19.27% (37/192)	-25.73%	
TECHNICAL ADVISORY EXTENSION PROGRAM	33010000000000												
OO : Community engagement increased													
Outcome Indicator													
1. Number of active partnerships with LGUs, industries, NGOs, NGAs, SMEs, and other stakeholders as a result of extension activities		6	3	5	1		11	3			14	-1	
Output Indicators													
1. Number of trainees weighted by the length of training		740	241	629	240		1202	233			1435	-415	
2. Number of extension programs organized and supported consistent with the SUC's mandated and priority programs		6	2	6	2		15	5			20	4	
3. Percentage of beneficiaries who rate the training course/s and advisory services as satisfactory or higher in terms of quality and relevance		31.85%	10.43%	27.18%	10.43%		77.23% (1872/1398)	16.79% (233/1388)			94.02% (1305/1388)	14.02%	


Certified Correct:


MARCIEZ JUN-JUN JAYME
Planning Officer
Date: 7/29/19 2:51 PM

Recommending Approval:


Date:

Approved By:


Date:

JUL 30 2019

M

QUARTERLY PHYSICAL REPORT OF OPERATION
As of 2019 March 31

BAR No. 1


Department: State Universities and Colleges (SUCs)
Appropriations: Current Year Appropriations
Agency: Carlos C. Hilado Memorial State College
Operating Unit: N/A
Organization Code (UACS): 080600000000
Report Status: SUBMITTED

Particulars	UACS CODE	Physical Targets					Physical Accomplishments					Variance as of March 31, 2019	Remarks
		1st Quarter	2nd Quarter	3rd Quarter	4th Quarter	Total	1st Quarter	2nd Quarter	3rd Quarter	4th Quarter	Total		
1	2	3	4	5	6	7=(3+4+5+6)	8	9	10	11	12=(8+9+10+11)	13	14
Part A													
I. Operations													
OO: Relevant and quality tertiary education ensured to achieve inclusive growth and access of deserving but poor students to quality tertiary education increased													
HIGHER EDUCATION PROGRAM	3101000000000000												
Outcome Indicators													
1. Percentage of first-time licensure exam-takers that pass the licensure exams					56%	56%	55.56% (50/90)				55.56% (50/90)	-0.44%	
2. Percentage of graduates (2 years prior) that are employed		8.75%	8.75%	8.75%	8.75%	35%	11.44% (274/2395)				11.44% (274/2395)	-23.56%	
Output Indicators													
1. Percentage of undergraduate student population enrolled in CHED-identified and RDC-identified priority programs			56%			56%							
2. Percentage of undergraduate programs with accreditation					100%	100%							


Particulars	UACS CODE	Physical Targets					Physical Accomplishments					Variance as of March 31, 2019	Remarks
		1st Quarter	2nd Quarter	3rd Quarter	4th Quarter	Total	1st Quarter	2nd Quarter	3rd Quarter	4th Quarter	Total		
	2	3	4	5	6	7=(3+4+5+6)	8	9	10	11	12=(8+9+10+11)	13	14
OO: Higher education research improved to promote economic productivity and innovation													
RESEARCH PROGRAM	320200000000000												
Outcome Indicators													
1. Number of research outputs in the last three years utilized by the industry or by other beneficiaries		4	4	3	3	14	2				2	-12	
Output Indicators													
1. Number of research outputs completed within the years		20	20	19	19	78	46				46	-32	
2. Percentage of research outputs presented in the national, regional, and international forums within the year					45%	45%	7% (13/183)				7% (13/183)	-38%	
OO: Community engagement increased													
TECHNICAL ADVISORY EXTENSION PROGRAM	330100000000000												
Outcome Indicators													
1. Number of active partnerships with LGUs, industries, NGOs, SMEs, and other stakeholders as a result of extension activities		6	3	5	1	15	11				11	-4	
Output Indicators													
1. Number of trainees weighted by the length of training		740	241	629	240	1850	1202				1202	-648	

Particulars	UACS CODE	Physical Targets					Physical Accomplishments					Variance as of March 31, 2019	Remarks
		1st Quarter	2nd Quarter	3rd Quarter	4th Quarter	Total	1st Quarter	2nd Quarter	3rd Quarter	4th Quarter	Total		
1	2	3	4	5	6	7=(3+4+5+6)	8	9	10	11	12=(8+9+10+11)	13	14
2. Number of extension programs organized and supported consistent with the SUCs mandated and priority programs		6	2	6	2	16	15				15	-1	
3. Percentage of beneficiaries who rate the training course/s as satisfactory or higher in terms of quality and relevance		31.95%	10.43%	27.19%	10.43%	80%	77.23% (1072/1388)				77.23% (1072/1388)	-2.77%	


Prepared By:


 Jun J. Maro
 Planning Services Head/Planning Officer
 Date: 22/July/2019

In coordination with:


 Juliet Diaz Pasustente
 Financial Services Head/Budget Officer
 Date: 22/July/2019

Approved By:


 Renato M. Sorolla
 Agency Head/Department Secretary
 Date: 22/July/2019